

# Custom Branded Notifications & Messages with swiftDialog

Four Corners and The Silver State



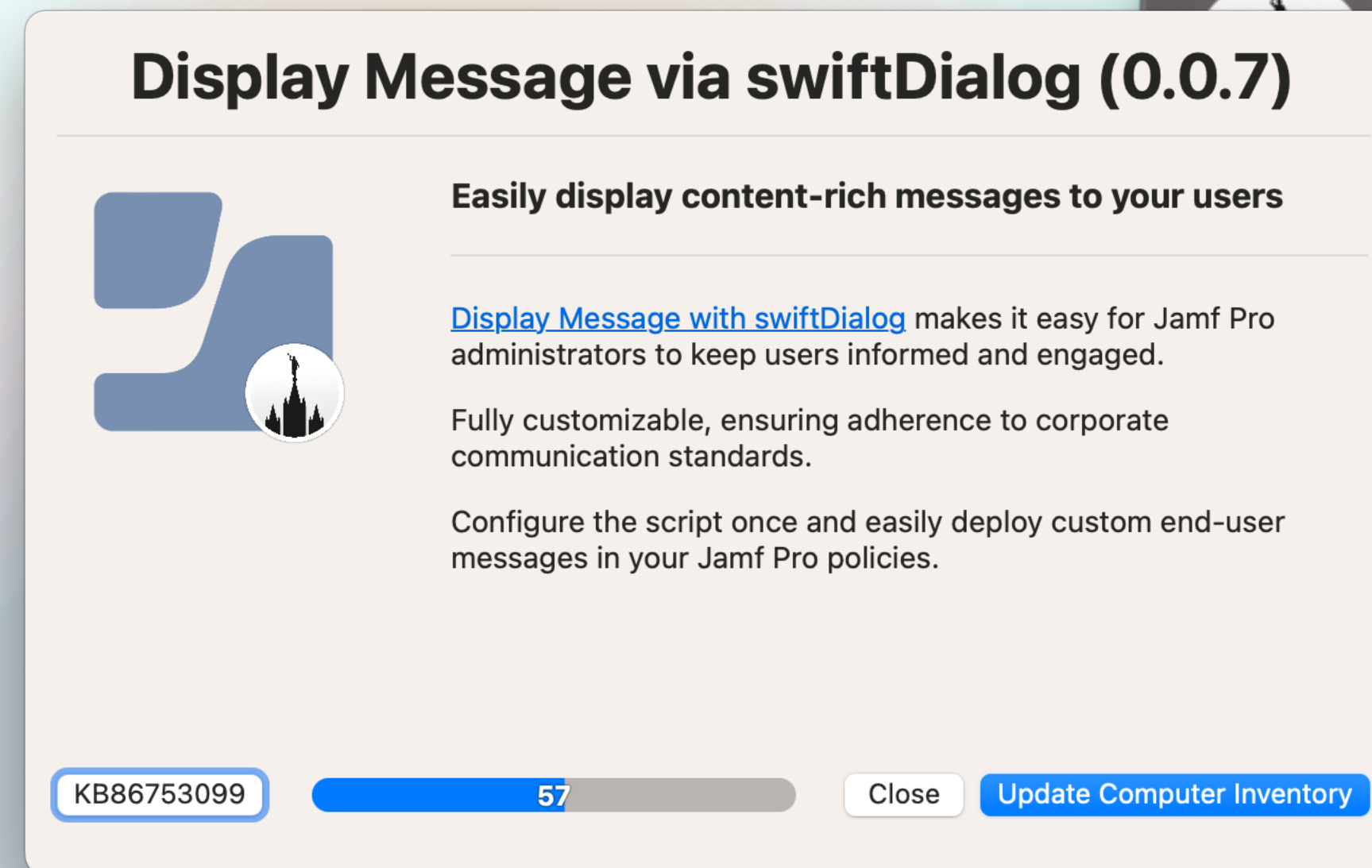
**Dan K. Snelson**  
Sr. System Engineer

# Custom Branded Notifications & Messages with swiftDialog

Four Corners and The Silver State

## Agenda

- swiftDialog
- Real-world Example
- Scripts
- Demos
- Q&A
- Resources



Four Corners and The Silver State  
Inaugural Virtual Meetup

```
dialog --notification --title "Four Corners and The Silver State"  
--message "Inaugural Virtual Meetup"
```

# Custom Branded Notifications & Messages with `swiftDialog`

Four Corners and The Silver State



# `swiftDialog`

# Custom Branded Notifications & Messages with swiftDialog

Four Corners and The Silver State

## About swiftDialog

- Bart Reardon
- Open Source
- SwiftUI (macOS 11+)
- “No brains”
- [github.com/bartreardon/swiftDialog](https://github.com/bartreardon/swiftDialog)
- `dialog --help`



```
dialog --title "About swiftDialog" --message "**\nfor macOS 11+** \n\nWritten in SwiftUI, swiftDia\nyour users in a modern UI with support for markdo\nmore ..." --infotext
```

# **Custom Branded Notifications & Messages with swiftDialog**

Four Corners and The Silver State

## **Real-world Example**

# Opt-in Beta Test Program

MacBook Pro

# Custom Branded Notifications & Messages with swiftDialog

Four Corners and The Silver State


## Scripts

# Custom Branded Notifications & Messages with swiftDialog

Four Corners and The Silver State

## swiftDialog Pre-install

- Automates the creation of `Dialog.png`
- Run **before** installing swiftDialog 2.0





# Custom Branded Notifications & Messages with swiftDialog

Four Corners and The Silver State

## swiftDialog Notifications

- Provides the “heavy lifting”
- Approve [au.bartreardon.dialog](#)
- Launch swiftDialog **once as user**
- Script Parameters



Title [Parameter 5] goes here  
Subtitle [Parameter 6] goes here  
Message [Parameter 7] goes here

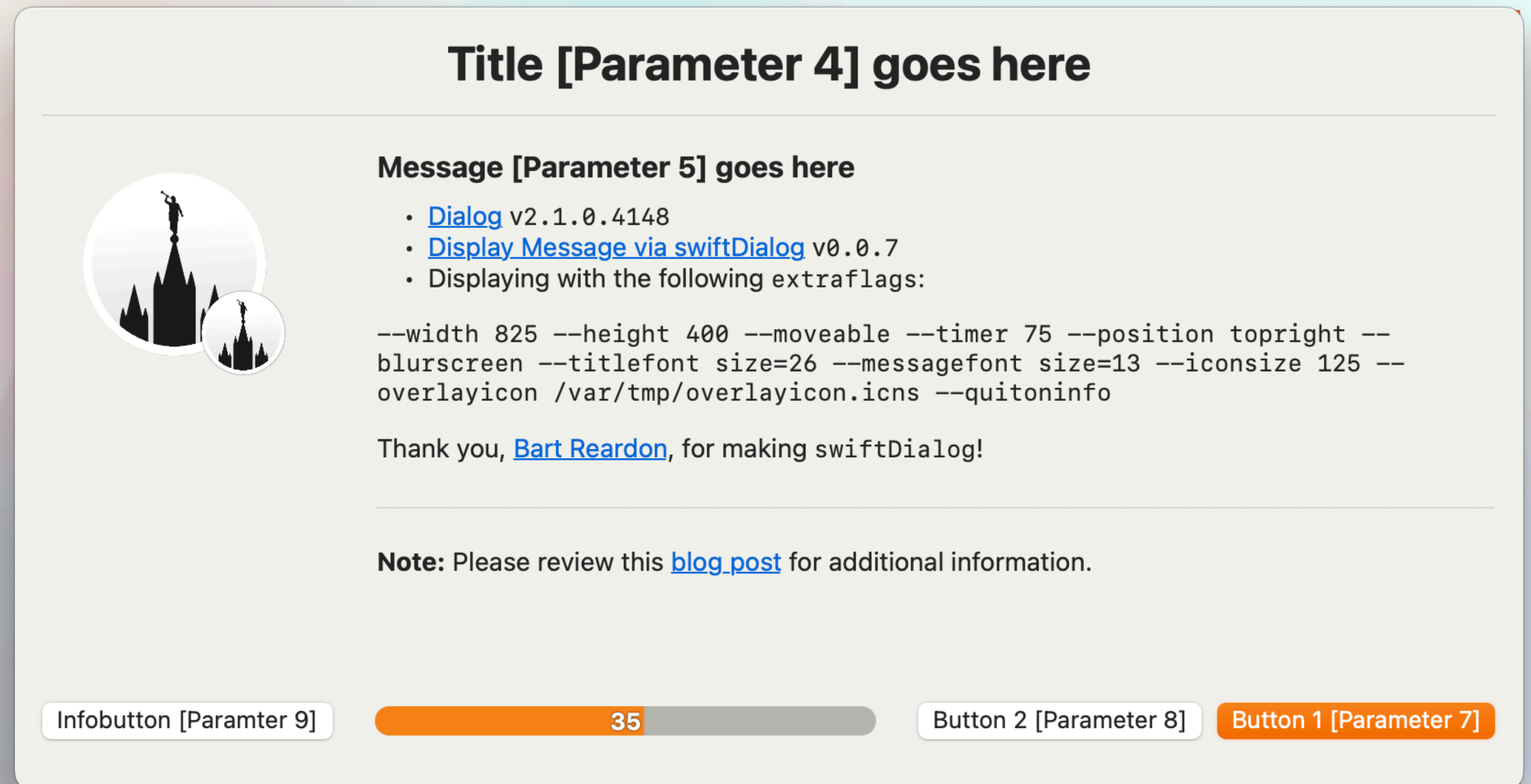


# Custom Branded Notifications & Messages with swiftDialog

Four Corners and The Silver State

## Display Message

- Provides the “heavy lifting”
- Script Parameters



**Title [Parameter 4] goes here**

**Message [Parameter 5] goes here**

- [Dialog](#) v2.1.0.4148
- [Display Message via swiftDialog](#) v0.0.7
- Displaying with the following extraflags:

```
--width 825 --height 400 --moveable --timer 75 --position topright --  
blurscreen --titlefont size=26 --messagefont size=13 --iconsize 125 --  
overlayicon /var/tmp/overlayicon.icns --quitoninfo
```

Thank you, [Bart Reardon](#), for making swiftDialog!

**Note:** Please review this [blog post](#) for additional information.

Infobutton [Paramter 9] 35 Button 2 [Parameter 8] Button 1 [Parameter 7]



SWIFTDIALOG

# Custom Branded Notifications & Messages with swiftDialog

Four Corners and The Silver State

## Demos

**swiftDialog Pre-install**

MacBook Pro

# swiftDialog Notifications

MacBook Pro

**Display Message**

MacBook Pro

# **Custom Branded Notifications & Messages with swiftDialog**

Four Corners and The Silver State


**Q&A**  
**Resources**

# Custom Branded Notifications & Messages with swiftDialog

Four Corners and The Silver State

## Q&A / Resources

- [github.com/bartreardon/swiftDialog](https://github.com/bartreardon/swiftDialog)
- [#swiftdialog](https://twitter.com/swiftdialog)
- [snelson.us/?s=swiftDialog](https://snelson.us/?s=swiftDialog)





# Custom Branded Notifications & Messages with `swiftDialog`

Four Corners and The Silver State



**Dan K. Snelson**  
@dan-snelson

